

ELEVATED TLOF

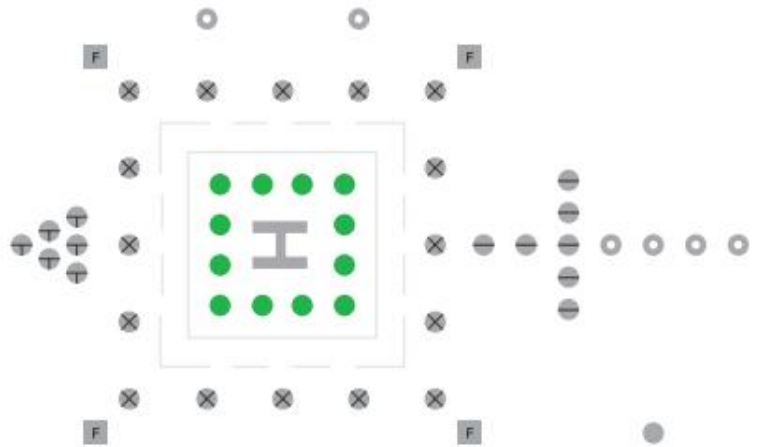


Compliance to standards

ICAO:
International Civil Aviation Organization, Aerodromes, Annex 14, Vol. 1
ICAO:
Annex 14, Volume II - Heliports
IEC TS 61827:
Electrical installations for lighting and beaconing of aerodromes.
Characteristics of inset and elevated luminaires used on aerodromes and heliports

Application





TLOF lights (Touchdown and Lift Off Area Perimeter)



- ⊕ Aiming Point Lights
- ⊗ FATO Lights
- ▣ Floodlights
- ⊙ Approach Lights
- Taxiway Lights
- TLOF Lights
- ⊖ Approach Lights
- Beacon Light

Features

Designed and built with simplicity and ease of maintenance in mind.
High power LED technology
Lightweight, low-energy and environment friendly lighting fitting.
Extensive use of aluminium alloys reduces fitting weight and eases handling in the field.

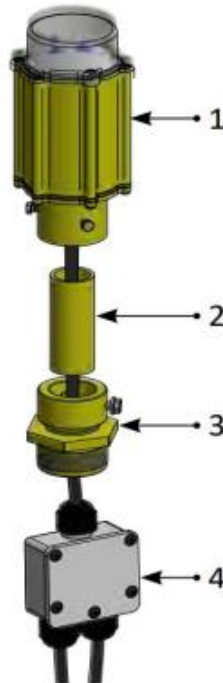
<p>Product Code</p>	<p>AL - 058 - 02 - GR</p> <p>Series Indicator (Airfield Lighting) AL Product Indicator 058 LEDs Number 02 LEDs Light Colour (green) GR</p>
<p>Description</p>	<p>Housing - Powder coated aluminium RAL 1004 (aviation yellow)  Dispenser - clear polycarbonate Cable gland - nickel plated brass Fasteners - stainless steel</p> <p>Light fixtures are provided with anti condensation valve.</p>
<p>Environment</p>	<p>Temperature range: - 55^o to +55^o Degree of protection: IP X8 Ka tested: Salt mist</p>
<p>Mounting</p>	<div style="display: flex; justify-content: space-around;"> <div style="text-align: center;"> <p>Φ160mm ElectroMax Shallow Base</p>  </div> <div style="text-align: center;"> <p>Φ8" IEC type Shallow Base with Adapter Ring</p>  </div> <div style="text-align: center;"> <p>Mounted on Φ160mm Base</p>  </div> </div>

Electrical Characteristics

Power consumption: 4.5W

Power supply: 48V DC from controller - dimmable: 100%, 30%, 10%
90-230V, 50/60HZ - non dimmable
1.4A CC - dimmable: 100%, 30%, 10%(internal bypass + SPD)

Electrical Connections



1.Light Fixture pre cabled with 0,5m cable

Code:AL-058-02-GR

2. Ø32 mm Coupling Tube

Code:AL-100-AX

3.Frangible Coupling

Code:AL-101-AX

4.IP68 Electrical Junction Box

Code:AL-107-AX

Types of power supply:

-48V DC power supply from controller with 3 core cable

V+ (brown)

V- (blue)

Dimming (green/yellow)

-230V AC directly from mains power supply

Live (brown)

Neutral (blue)

Ground (green/yellow)

-1.4A CC power supply from controller with 2 core cable

V+ (red mark)

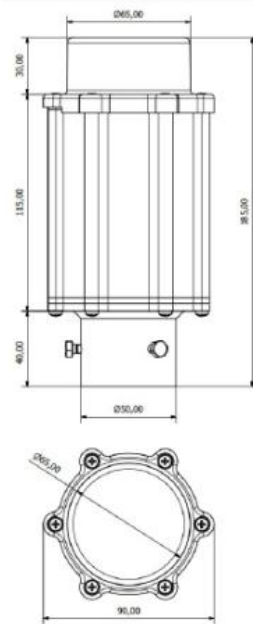
V- (blue mark)

Mechanical Characteristics

Diameter: 65 mm

Total height: 185 mm

Weight: 1 kg



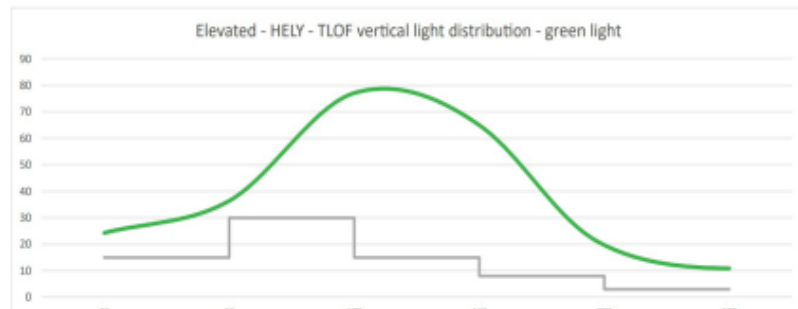
Photometric Characteristics

Intensity level: 100%, 30%, 10% version powered in 48 VDC or 1.4A CC

Horizontal output: 360°

Light colour: Green light

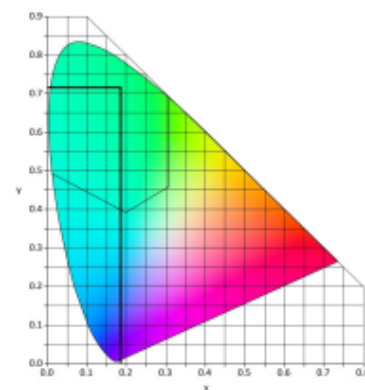
Vertical elevation angle	2°-5°	5°-10°	10°-13°	13°-20°	20°-90°
Required minimum intensity [cd]	15	30	15	8	3
Measured minimum intensity [cd]	24.3	36.4	71	111	11.3



The brightness intensity values complies with:

ICAO requirements Annex 14 Vol.2 fig.5-11/6

The light colour emitted by the light fixture is blue, with the trichromatic coordinates:



x=0,183

y=0,716

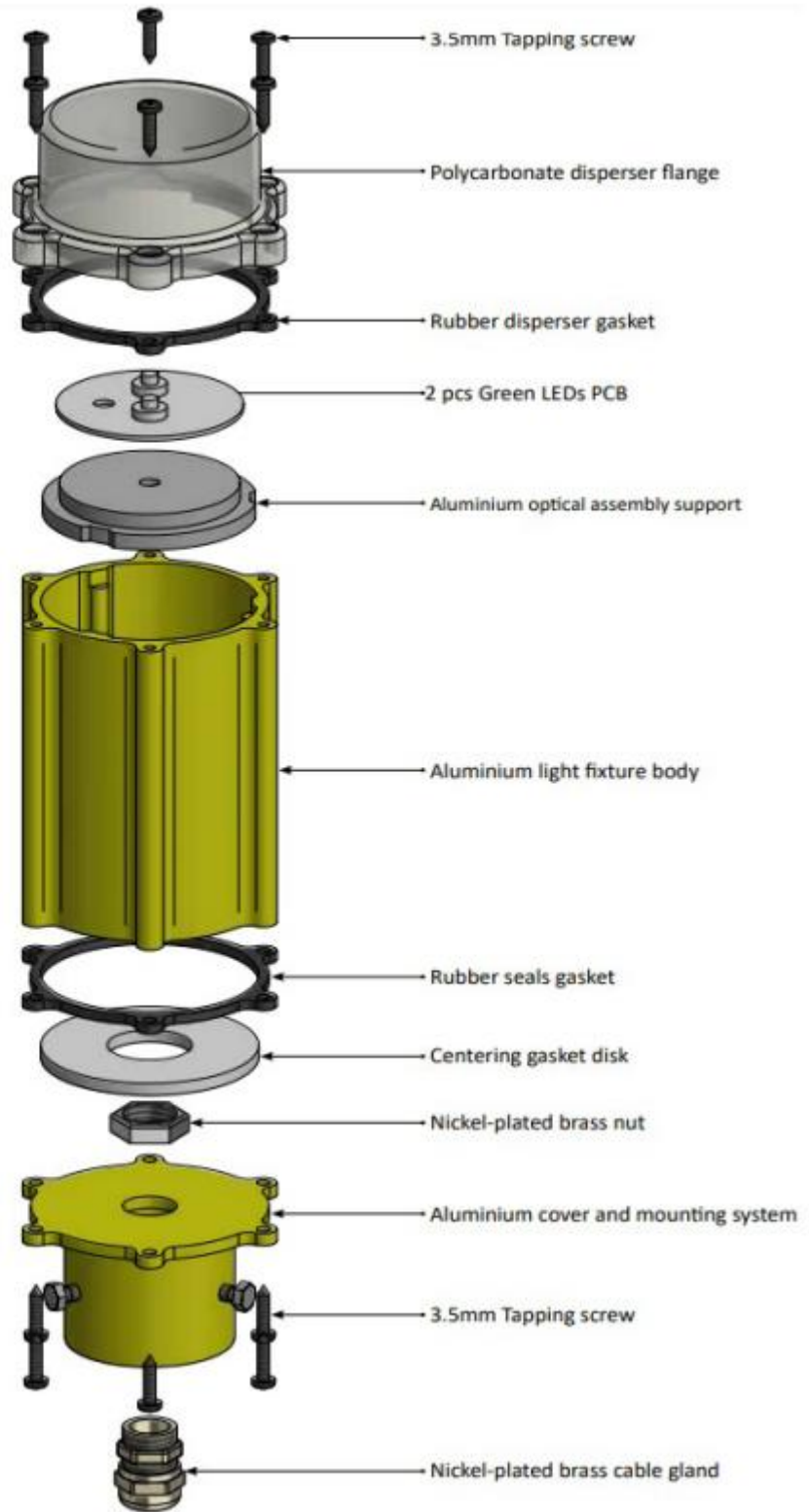
z=0,101

The measured trichromatic coordinates correspond to colour range requirements in:

ICAO Annex 14 - Aerodromes Vol.1, fig, A1-1-1b.

Colours for aeronautical ground lights (solid state lighting)

Spare
Parts



Accessory

#	NAME - SERIES	PRODUCT CODE	IMAGE
1	Φ32 mm Coupling Tube	AL-100-AX	
2	Frangible Coupling	AL-101-AX	
3	Φ260mm Base Plate	AL-102-AX	
4	Mounting Flange	AL-103-AX	
5	ElectroMax Standard Φ160mm Shallow Base	AL-104-AX	
6	Adapter Ring for 8" Shallow Base	AL-105-AX	
7	Φ160mm Surface Mounted Base	AL-106-AX	
8	IP68 Electrical Junction Box	AL-107-AX	
9	Φ160mm Shallow Base Installation Jig	AL-108-AX	